

ribbon lift[™]
procedure



using the
endotine[®]
ribbon device

Lift your spirits[™]

*A new approach
to sculpting the
neck and jowl*



Are you considering rejuvenation of the lower face?

For many people, the loss of shape and definition in their lower face can create the appearance of being old and out of shape. Fortunately, this appearance can be surgically corrected by repositioning the loosened skin and its connecting soft tissue toward the ears.

There are a variety of methods that doctors can use to accomplish this – ranging from short-lived treatments such as barbed sutures, to surgery that relies on single-point sutures to hold soft tissue in its new position.

Now there is a new method called the Endotine Ribbon Lift.

What is the Endotine Ribbon Lift?

The Endotine Ribbon Lift is a new procedure based on input from plastic surgeons experienced in neck and jowl rejuvenation. It features a new tissue-holding device called the Endotine Ribbon that holds the tissues of the neck and jowl in a more elevated, youthful position. The Endotine Ribbon can accommodate the shape of almost any face. Its flexible material molds readily to angular and soft facial contours.



The Endotine Ribbon is comprised of a thin, flexible material with multiple tissue-holding points that allow your surgeon to secure your neck or jowl profile in just the right position. Then, as the repositioned tissue binds fully to its new surrounding tissues, the device is absorbed naturally and your profile remains in the improved position.

Endotine implants are made from a substance called polylactic acid, which is produced from plant materials to create a bio-plastic substance that dissolves naturally and is then completely absorbed by the body—leaving nothing behind but your new, refreshed look.

“I am achieving results in neck and jowl sculpting that I have not seen using other available methods.”

—Dr. Mile Graivier



Advantages of a Ribbon Lift

- *Effective elevation and shaping of the lower face*
- *Improved results in both minimally invasive surgery and conventional approaches*
- *Provides your surgeon an enhanced level of control over your aesthetic results*
- *The Ribbon device continues to work while natural healing takes place, and then it is absorbed.*

How is a Ribbon Lift Performed?

The Endotine Ribbon Lift can be a stand-alone, less invasive procedure requiring an hour or so, or part of a more conventional facelift strategy taking just a few hours. Your surgeon will address your procedure taking into consideration your unique facial structure and the surgeon's individual technique and experience.

For a minimally invasive Ribbon Lift, your



surgeon will typically make a small, usually undetectable incision in the hairline or behind the ear. Through this incision, the surgeon creates a space between the skin and deeper tissues. The Ribbon's tissue-holding points are then placed in the deeper tissue, allowing the surgeon to elevate, shape, tighten and

sculpt these tissues beneath the skin. With the desired effect achieved, the surgeon sutures the opposite end of the Endotine Ribbon to strong underlying tissue. Any excess skin is then removed, and the incision is closed with fine sutures.



Before



After

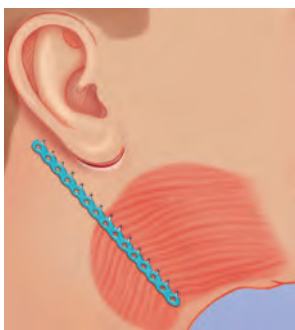
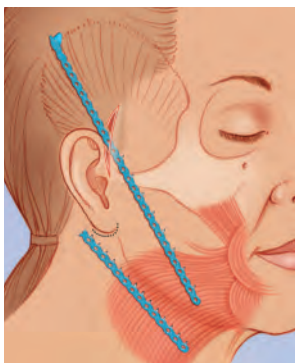


Before



After

In a conventional Ribbon Lift of the lower face, the surgeon will perform your procedure with incisions usually beginning above the hairline near the temples, extending in a natural line across the front of the ear and then behind the earlobe. The skin will then be separated from the fat and muscle beneath it and the surgeon will proceed with tightening these underlying tissues, with the Endotine Ribbon in the neck and jowl areas.



An Endotine Ribbon is inserted into a small incision near the ear, allowing your surgeon to lift excess neck skin into its youthful position.





Before



After

What can I expect after surgery?

After the procedure, you'll experience temporary bruising and swelling, which is normal. Your doctor may ask you to wear a soft elastic garment to help minimize lower-face swelling. Your doctor may also recommend that you avoid neck rotation and strenuous activity for a short period of time. In both cases, these measures are only temporary, and are intended to help you heal more quickly.


Your new look will begin to emerge within the first two weeks after your procedure, and your final result should be evident within a few months.

Thousands of men and women undergo lower-face rejuvenation procedures and experience no complications. Loss of contour, visibility, and/or palpability (being able to feel the device beneath the skin), while possible, are infrequent with the Ribbon Lift. It's important to discuss potential complications with your surgeon, and to remember that you can help minimize risks by following the advice and instructions received from your health care professional, both before and after your surgery.



“The change in my appearance has been nothing short of dramatic. The Ribbon Lift changed my outlook on life for the better.”

—Rich, age 42



Information contained in this brochure is intended to provide you with a better understanding of the Ribbon Lift procedure. This is not intended as a substitute for medical advice. The best way to get complete information and answers to your specific questions is through a personal consultation with your physician.

*For more information on
the Endotine Ribbon Lift,
please contact:*

www.EndotineBeauty.com



MicroAire Surgical Instruments

Charlottesville, VA · USA

