

direct  
brow lift  
procedure



using the  
**endotine**<sup>®</sup>  
*transbleph*  
fixation device

*Lift your spirits*<sup>™</sup>

## *What is upper eyelid rejuvenation?*

In general, aging around the eyes is exhibited in two areas: The eye lids and the eyebrows. The eyelid and the brow work together—like a frame around a painting—and their shape and location can have a big effect on the mood and attitude that you convey – regardless of how you actually feel.

As your face ages, the brow can begin to droop or fall. As the brow descends, excess eyelid tissue gathers in folds above the lid, making your eyes look puffy and older.



**H**ave you ever been asked if you feel tired, or if you are angry, when in fact you feel great? If so, it might be the case that your brows have fallen over time. The low position can give you that tired or angry look—a condition called *Brow Ptosis*.

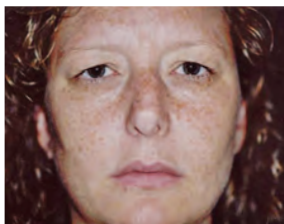


This patient shows signs of brow ptosis—a low eyebrow position caused by aging—along with excess skin on the upper eyelid.

A procedure called a “blepharoplasty” removes the excess skin, and a different procedure called a “brow lift” corrects the sagging brow.

If your brow is in a relatively elevated, youthful position, then just a blepharoplasty may be sufficient to rejuvenate your eyes. But, if you’re diagnosed with brow ptosis, you may want to consider treatments that address both the brow and the excess skin of the eye lid for the very best results possible.

Rejuvenation of the eye requires your surgeon to evaluate your brow height and shape, your eyelid’s position, and the degree of excess skin or skin laxity.



## The Endotine Transbleph Option

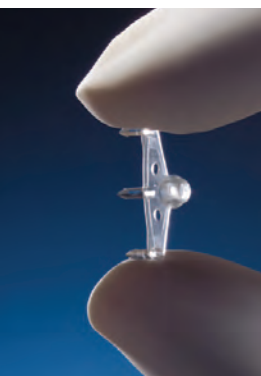
The Endotine Transbleph procedure is a unique new approach to upper eyelid rejuvenation that is simple, quick and highly effective. The Transbleph procedure can combine a blepharoplasty with a brow lift for complete upper eyelid rejuvenation. It enables your physician to simultaneously elevate and shape your eye brow (a subtle, natural looking brow lift) and, if necessary, remove excess eyelid tissue (blepharoplasty). Both procedures can be performed through the same small incision, hidden in a fold of your eyelid skin. Unwanted tissue is removed and brow elevation is restored, creating a more youthful, relaxed and refreshed appearance.

The Endotine Transbleph device gives your surgeon the most advanced technology for upper eyelid rejuvenation. The unique design uses multiple points of contact to securely hold tissue in its new, rejuvenated position.

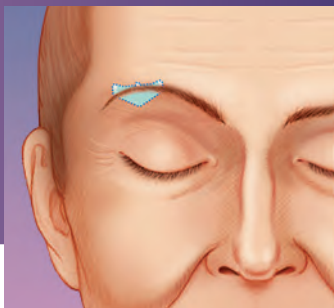
Once the brow tissue has been lifted to its new position, the surgeon uses the small Endotine Transbleph device to securely hold the tissue in place during the healing process. Endotine devices help simplify the surgical procedure and provide a broader range of adjustment for brow height and brow contour. Unlike conventional sutures, Endotine

devices reduce tissue stretch during healing to help maintain the refreshed rejuvenated look that the surgeon achieved.

Endotine implants are made from a substance called polylactic acid, which is produced from plant materials to create a bio-plastic substance. Typically it takes 30 to 60 days for the repositioned tissue to attach to the bone. During this time, the Endotine



Endotine Transbleph distributes tension over a wide area providing your surgeon with greater aesthetic control of brow height and shape.



device gradually dissolves until it is completely absorbed by the body.

Unlike other options, such as screws or sutures that rely on a single point of contact, Endotine's multiple holding points spread the tension forces over a wide area. This reduces the possibility of tissue stretch or suture failure (pulling through the tissue).

The Transbleph procedure is performed under local anesthesia allowing a rapid, postoperative recovery. The combination of the two procedures can provide a synergy of effects to give you the most natural and effective rejuvenation possible. Since the brow and upper eyelid work as a single unit, elevating the brow reduces the amount of skin that is removed during the blepharoplasty procedure.

It also "opens" the eye providing a more natural result. Increasing the length of the upper lid brightens and highlights the eye for maximum effect.

The Endotine Transbleph procedure can also stabilize the brow's position after a blepharoplasty. If you are considering a blepharoplasty and have been diagnosed with brow ptosis but elect to forego the brow lift, you may notice your brow height decreasing even further after the blepharoplasty surgery. A Transbleph brow lift at the time of your blepharoplasty can help to keep your brows from drooping.

## What is the Transbleph Direct Brow Lift Procedure?

The Transbleph brow lift procedure is typically performed under local anesthesia with conscious sedation, and can be completed in about 30 minutes. In most situations, it is done in conjunction with conventional blepharoplasty surgery.

Beginning with the blepharoplasty, the surgeon makes an incision in the crease of your upper lid and removes excess fat, skin and sometimes muscle. This completes the blepharoplasty.

Using the same incision used for the blepharoplasty, the surgeon will gently release the soft tissues under the brow and forehead. Once these tissues are released, the small, bioabsorbable Transbleph implant is affixed to the bone near your eyebrow. The Transbleph replaces the use of conventional sutures and holds the brow and underlying tissues in a new elevated and rejuvenated position. Over the following weeks, the natural healing process firmly adheres these tissues to their new, elevated location providing you with that refreshed, rejuvenated look.

Once the healing process is complete, the Transbleph device is absorbed naturally by the body. It is important to note that the Transbleph is a very small device, measuring only a half-inch in width and less than a quarter-inch high. However, this small size does not belie its holding strength. Using three small contact points called tines, the forces of elevation are spread-out over a broad area, reducing problems seen with conventional suture such as tissue stretch or pull-through. The Transbleph securely holds soft tissue and then simply goes away over time.

Current clinical data indicate that while patients can feel the tines when they push down on them during healing, most patients experience little or no tenderness. Any tenderness is resolved over time as the Transbleph is absorbed. Perhaps most importantly, doctors report a very high level of satisfaction with their results.\*



## Am I a Transbleph Candidate?

If you are undergoing upper eyelid surgery for cosmetic or optical reasons and would like the refreshed appearance of a brow lift without a second set of incisions, or if your surgeon has also diagnosed mild to moderate brow ptosis, then you may be a candidate for the Endotine Transbleph procedure. Other factors include:

- *You have a desire to avoid general anesthesia*
- *You have a desire to avoid additional incisions and scars*
- *You have a desire to elevate just the middle and lateral (tail) of your brow*
- *You are dissatisfied with neuromodulators or fillers and the need for constant injections.*

If you have been diagnosed with one or more of the factors below, you may need a more conventional endoscopic or open brow lift:

- *Moderate to severe brow ptosis that requires more than 4mm of brow elevation to correct*
- *Excessive skin laxity*
- *Excessive or deep horizontal rhytids (wrinkles) on your forehead*
- *Brows that require both medial and lateral elevation to correct your brow ptosis*

It is important to discuss these and other issues with your surgeon. Like any surgical procedure, the Endotine Transbleph is not for everyone; but for a number of blepharoplasty patients, it can provide additional rejuvenation benefits.

To get a glimpse of the potential results, you can try a simple test on your own. Place your index



Before



After



Before

After

finger at the outer one-third of your eyebrows and gently raise the skin upwards. This will give you an indication of what the procedure might do for your appearance.

Even if you don't need upper eyelid surgery but do want a refreshed appearance of a subtle brow lift, then the Transbleph procedure is still an option. Of course the best way to determine if a Transbleph is right for you is through consultation with your cosmetic surgeon.

## Advantages of an Endotine Transbleph Direct Brow Lift

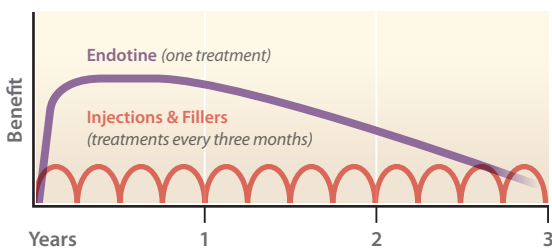
One of the key advantages of the Transbleph device is that your surgeon has the ability to easily re-adjust brow height and shape for optimal correction and position during surgery. This ensures that your result is the ideal result for you.

Other advantages include:

- *One incision, two procedures (blepharoplasty and brow lift)*
- *Excellent aesthetic control of brow elevation*
- *Relatively simple and quick for the doctor to perform*
- *Nothing to remove, since the Endotine Transbleph device naturally absorbs over time*
- *A lower cost brow-lift option*
- *Local anesthesia provides faster postoperative recovery with fewer potential side effects than general anesthesia. Patients are usually ready to go home an hour or two after surgery.*

## Long-term value

**A**n Endotine Transbleph procedure can provide years of rejuvenation value. Unlike minimally invasive treatments such as injections and fillers that must be repeated two to three times per year, a surgical brow lift can last for many years. The long-term economic value is compelling if you consider the costs over three years and the required number of injection treatments. Plus, only a true brow lift can achieve the ideal amount of brow elevation.



*Graph is intended for visual comparison only, and is not an indication of individual results.*

Key to the surgical brow lift is its ability to elevate the tail of the brow, nearest the temples, for a more natural and youthful shape. This opens the eye and lengthens the upper lid, one of the true signs of youth. What's more, surgically elevated tissue will provide rejuvenation for years, not months.

## What Can I Expect After Surgery?

**I**mmediately after surgery, you will experience some temporary swelling and bruising in your brow area, which may take several weeks to fully resolve. The first few nights, it is important to rest with your head elevated to decrease swelling and bruising. You can use a cold compress for comfort and to help control swelling. Additionally, pain medication may be prescribed for post-operative pain.

If you're like most brow-lift patients, you'll be very pleased with your refreshed and rejuvenated appearance. Although it may take several months to see the final results, you'll probably agree over the subsequent years that your new look was well worth the wait.

The length of time that your brow lift lasts will vary. A number of factors including your age, genetics and lifestyle all play a role in your long-term results because although you will appear younger, you will also continue to age.

## What are the surgical risks?

**E**ach year, thousands of men and women who undergo blepharoplasties and brow lift procedures experience no complications. Although problems are rare, and usually minor, it's best to discuss possible complications with your surgeon. And remember that you can help minimize risks by following the advice and instructions you received from you health care professional, both before and after surgery.

Although the Endotine Transbleph device is designed for brow lift surgery, it is important to understand that there are potential risks inherent in this (and all) brow lift procedure(s). For example, you may experience some initial discomfort, regardless of the method used; and you may be able to feel the Transbleph device under the forehead skin, which may be sensitive to the touch. The Transbleph device is designed to minimize the risk of injury to bodily structures in the surgical area which are at risk with any technique. Should problems specifically associated with the Endotine Transbleph device occur, you and your surgeon may decide to remove it rather than wait for it to dissolve.

*Information contained in this brochure is intended to provide you with a better understanding of the direct brow lift procedure. This is not intended as a substitute for medical advice. The best way to get complete information and answers to your specific questions is through a personal consultation with a board-certified plastic surgeon.*

*For more information on the  
Endotine Transbleph device,  
please contact:*

*[www.EndotineBeauty.com](http://www.EndotineBeauty.com)*



**MicroAire Surgical Instruments**

Charlottesville, VA · USA

